

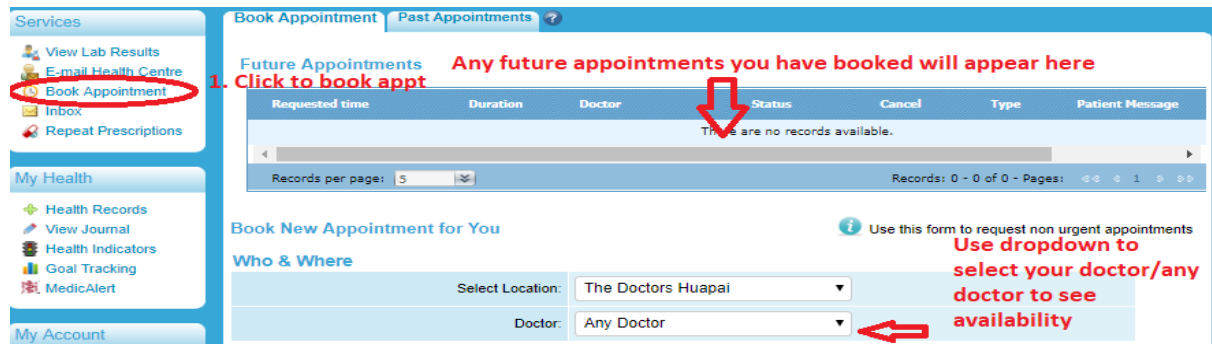
Manage My Health – How to use it



<https://www.managemyhealth.co.nz/>

Online portal for PC/Tablet/Smartphone

Book an appointment



1. Click to book appt

Any future appointments you have booked will appear here

Requested time	Duration	Doctor	Status	Cancel	Type	Patient Message
There are no records available.						

Records per page: 5 Records: 0 - 0 of 0 - Pages: << < 1 > >>

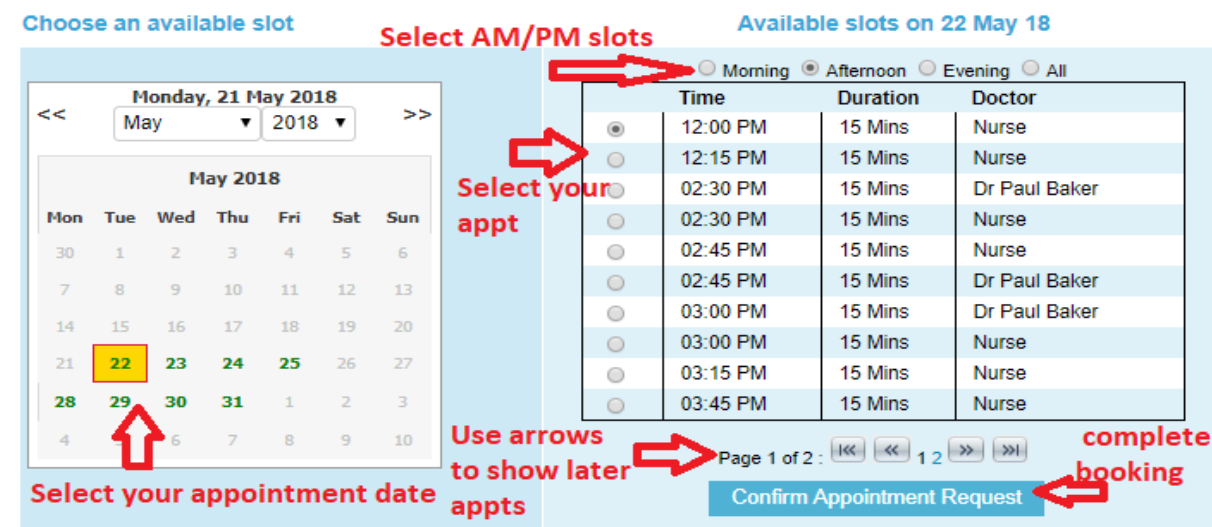
Book New Appointment for You Use this form to request non urgent appointments

Who & Where

Select Location: The Doctors Huapai

Doctor: Any Doctor

Use dropdown to select your doctor/any doctor to see availability



Choose an available slot **Select AM/PM slots** **Available slots on 22 May 18**

Monday, 21 May 2018

May 2018

Time	Duration	Doctor
<input type="radio"/> 12:00 PM	15 Mins	Nurse
<input type="radio"/> 12:15 PM	15 Mins	Nurse
<input type="radio"/> 02:30 PM	15 Mins	Dr Paul Baker
<input type="radio"/> 02:30 PM	15 Mins	Nurse
<input type="radio"/> 02:45 PM	15 Mins	Nurse
<input type="radio"/> 02:45 PM	15 Mins	Dr Paul Baker
<input type="radio"/> 03:00 PM	15 Mins	Dr Paul Baker
<input type="radio"/> 03:00 PM	15 Mins	Nurse
<input type="radio"/> 03:15 PM	15 Mins	Nurse
<input type="radio"/> 03:45 PM	15 Mins	Nurse

Select your appt

Use arrows to show later appts

Page 1 of 2: <<< << 1 2 >> >>>

complete booking

Confirm Appointment Request

- You will be asked to specify a reason for your appointment. Please be as complete as possible to ensure your visit runs to schedule.
- For the following types of visit, please call the practice to book an appointment on 09 4129133:**
 - Cervical Smears
 - Immunisations (6 week checks, scheduled immunisations and travel immunisations)
 - Driver's Medicals
 - Extended consults (double appointments)
 - WINZ medical certificates including disability forms
 - Diabetes checks/ CVD management
 - IUD/Contraceptive implant procedure / checkup
- We are unable to register children under 16 for portal access by their parents. If you are a parent wishing to make a booking for your child, please indicate their name in the booking reason and we will alter your booking with the correct information.

Manage My Health – How to use it

Look at test results

Services: Prescriptions(13) Allergies(4) Immunisations(0) Diagnosis(13) Lab Results(21) Doctor Notes(0) Recalls(3) ?

1. Click to view entries (View Lab Results circled)

2. Double click to see more detailed results and Dr or nurse comments (Arrow pointing to 'More Info' column)

3. Access info via tabs at top (Arrow pointing to 'Lab Results(21)' tab)

Date Received	Test	Doctor's Comments	Health Centre	More Info
26 Feb 2018	Urine Micro/culture	positive - on Abx	The Doctors Huapai	i
23 Jan 2017	Gynae Cytology	advise normal and recall in 12m. Notified	Westgate Medical Centre	i
23 Jan 2017	Diabetic Profile	32 id	Westgate Medical Centre	i
23 Jan 2017	Testosterone	ok id	Westgate Medical Centre	i
23 Jan 2017	Reproductive Hormones	ok id	Westgate Medical Centre	i
23 Jan 2017	Thyroid Function Tests	ok id	Westgate Medical Centre	i
23 Jan 2017	Lipid Tests	ok id	Westgate Medical Centre	i
23 Jan 2017	Liver Function Tests	ok id	Westgate Medical Centre	i
23 Jan 2017	Iron Studies	ok id	Westgate Medical Centre	i
23 Jan 2017	Renal Function Tests	ok id	Westgate Medical Centre	i

Records per page: 10 Records: 1 - 10 of 21 - Pages: << < 1 | 2 | 3 > >> Go to page >>

New health records are displayed with green background colour

Order repeat prescriptions

Home > Services > Inbox > Repeat Prescriptions

Services: View Lab Results, E-mail Health Centre, Book Appointment, Inbox, **Repeat Prescriptions** (circled)

1. Click Repeat Prescriptions in the left hand Service section

2. Select dropdown to collect or send to pharmacy (Script pickup method dropdown)

3. Press info button to select urgent/normal (Info icon next to Script urgency dropdown)

	Date Given	Medication Name	Directions	Quantity	Period	Comments
<input type="checkbox"/>	03 Mar 2018	Noriday 28 Day 350mcg Tab	This is a test to use as an example for MMH	0	0	<input type="text"/>

4. Tick which medications you need (Arrow pointing to checkbox)

5. Add comments e.g. 3 months supply (Arrow pointing to Comments field)

6. Add any additional information we need e.g. which Pharmacy we should send your prescription to and their fax number.

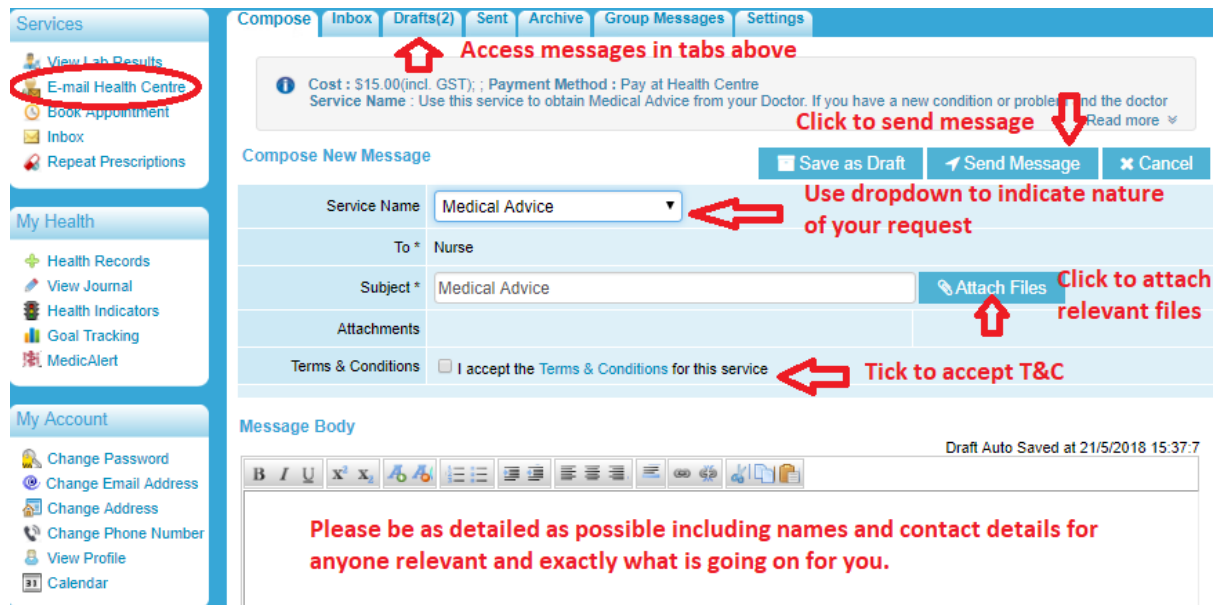
I accept the Terms & Conditions (circled)

Tick to accept T&C

Select to submit your script request (Arrow pointing to Request button)

Manage My Health – How to use it

Ask for medical advice



Access messages in tabs above

Click to send message

Use dropdown to indicate nature of your request

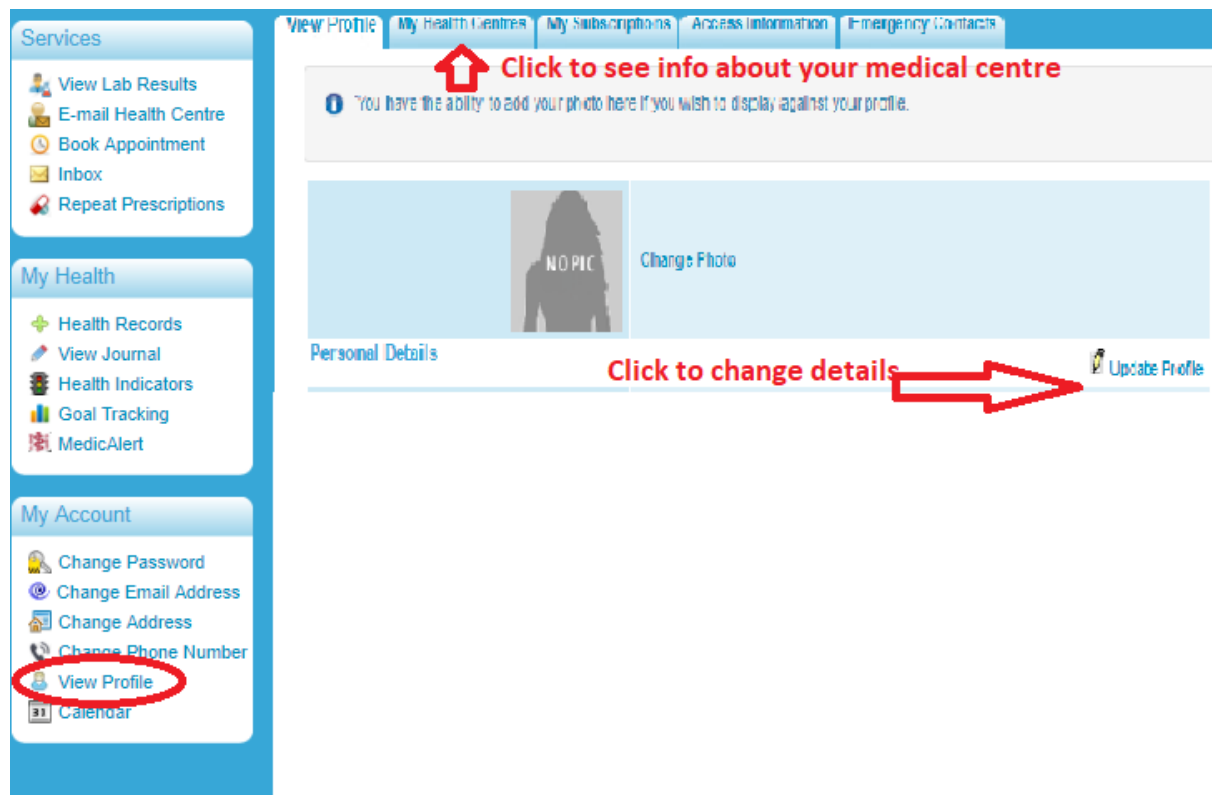
Click to attach relevant files

Tick to accept T&C

Please be as detailed as possible including names and contact details for anyone relevant and exactly what is going on for you.

- Please note that the clinical team will assess whether they can advise you via MMH regarding your medical condition but may decide that you need to be seen in person at the medical centre. Complex medical advice may incur additional costs.

Update contact details /change your medical centre



Click to see info about your medical centre

Click to change details

View Profile

Manage My Health – How to use it

Services

- View Lab Results
- E-mail Health Centre
- Book Appointment
- Inbox
- Repeat Prescriptions

My Health

- Health Records
- View Journal
- Health Indicators
- Goal Tracking
- MedicAlert

My Account

- Change Password
- Change Email Address
- Change Address

View Profile | **My Health Centres** | My Subscriptions | Access Information | Emergency Contacts

i You are able to register at more than one Health Centre. Each Health Centre will link you to their electronic medical record which can be uploaded into your account. [Read more](#) ▾

Use the form below to link your ManageMyHealth™ account to multiple health centres. [?](#)

Enter your activation code received by your Health Centre.

Enter your activation code here if previously registered with Manage My Health at a different medical centre

Activation code - -

3 G 7 U

Type the characters you see in the picture

Click verify → **Type verification letters and numbers**